

Presidential Candidate Vice and Virtue Poll:

Swing State Evangelical and Catholic Perceptions of
Donald J. Trump and Joseph R. Biden

September 7, 2020

Survey Design and Data Analysis :

David Neal, Ph.D. Catalyst Behavioral Sciences, Duke University

Professor Wendy Wood, Ph.D. University of Southern California

Professor Dan Bauer, Ph.D. University of North Carolina – Chapel Hill

Asaf Mazar, University of Southern California

Connie Rodman, Catalyst Behavioral Sciences

Victor Settles, University of Maryland College Park

Daniel Epstein, Daniel Epstein & Associates

Survey Aims and Key Content

This survey was designed to measure the 2020 Presidential voting intentions of swing state (Florida, Michigan, North Carolina, Pennsylvania or Wisconsin) Evangelical and Catholic registered voters. In addition, the survey measured respondents' perceptions of the moral character of Donald J. Trump and Joseph R. Biden. Given the survey's focus on Christian voters, moral character was defined using the Biblical concepts of the 7 cardinal virtues (kindness, generosity, humility, chastity, modesty, diligence and patience) and the 7 deadly sins (lust, sloth, greed, wrath, gluttony, envy and pride). After rating the two candidates separately on each sin and virtue, respondents answered a series of additional questions including (a) who, if anyone, they voted for in 2016 (b) who, if anyone, they intend to vote for in 2020, (c) how they evaluate Donald Trump's performance /Joe Biden's likely performance in various policy content areas, (d) who they believe Jesus would vote for in the upcoming election, and (e) how they evaluate the 2020 Democratic candidate (Joe Biden) versus the 2016 Democratic candidate (Hillary Clinton). Candidate order and response options were randomized across respondents to prevent order effects.

Survey Sampling and Margins of Error

A total of 1430 respondents (792 Evangelicals and 638 Catholics) were surveyed online between August 11-26th 2020. All respondents were registered voters at their current address and resided in one of 5 swing states: Florida, Michigan, North Carolina, Pennsylvania or Wisconsin. 262 to 308 surveys were conducted in each state. Unique quotas for gender, age, and ethnicity were created¹ for Evangelicals and Catholics in each state based on Pew Research Center's 2014 Religious Landscape Study² and Harvard University's 2018 CCES survey.³ Using this method, the sample was matched to the specific demographic profile (gender, age, ethnicity) and overall ratio of Evangelicals to Catholics in each state. The margin of error for the total sample (combined across states) is +/-2.59% at a 95% confidence level. The margin of error for state-level estimates is +/-5.66% at a 95% confidence level. Data collection occurred online with survey respondents provided by Dynata and Prodege.

Research Team

The survey was designed and conducted by a team of academics at the University of Southern California, Duke University and the University of North Carolina – Chapel Hill (see author list on page 1). Funding for the research was provided by Vote Common Good. For questions regarding survey methodology, please email Dr. David Neal (david@catalystbehavioral.com) and Professor Wendy Wood (wendy.wood@usc.edu).

¹ See page 18 and 19.

² Pew Research Center, May 12, 2015, "America's Changing Religious Landscape"

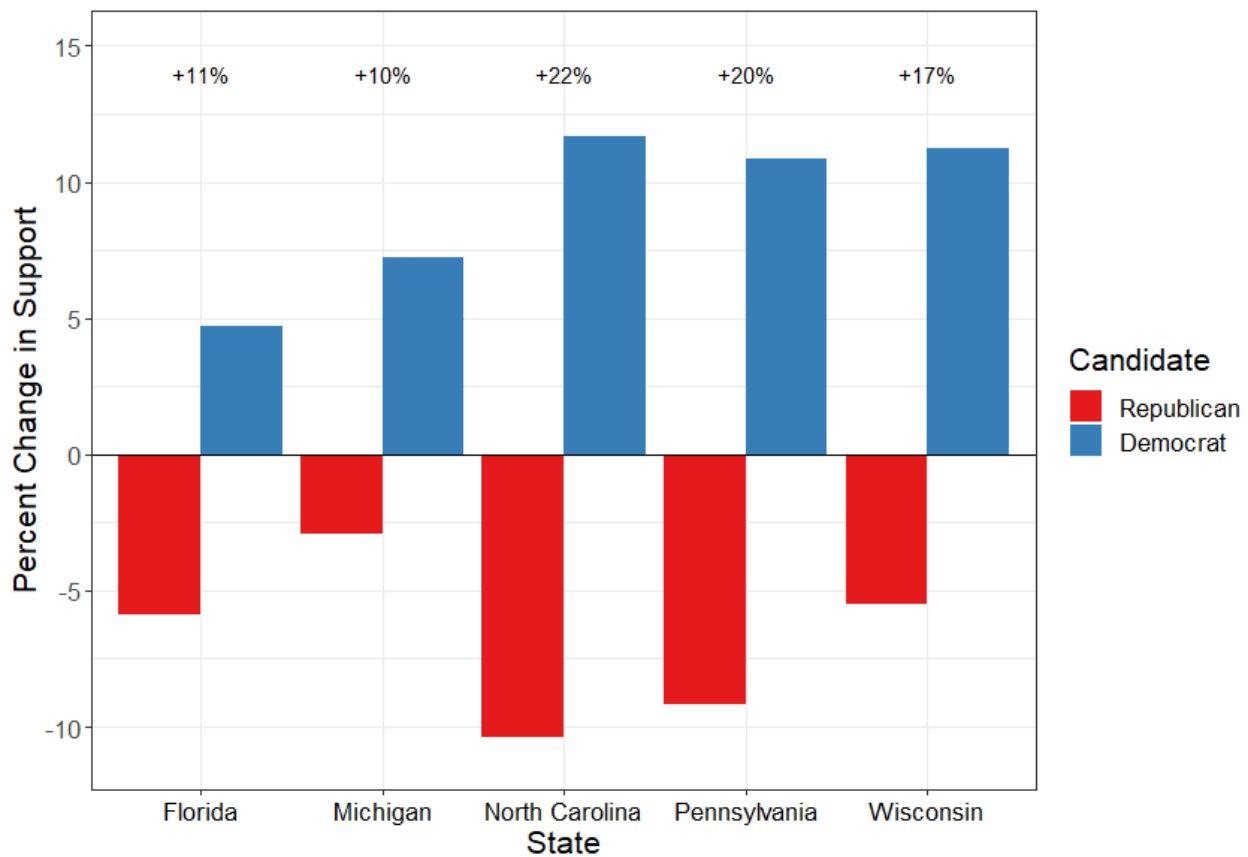
³ Brian Schaffner; Stephen Ansolabehere; Sam Luks, 2019, "CCES Common Content, 2018",

<https://doi.org/10.7910/DVN/ZSBZ7K>, Harvard Dataverse, V6, UNF:6:hFVU8vQ/SLTMUXPgmUw3JQ== [fileUNF]

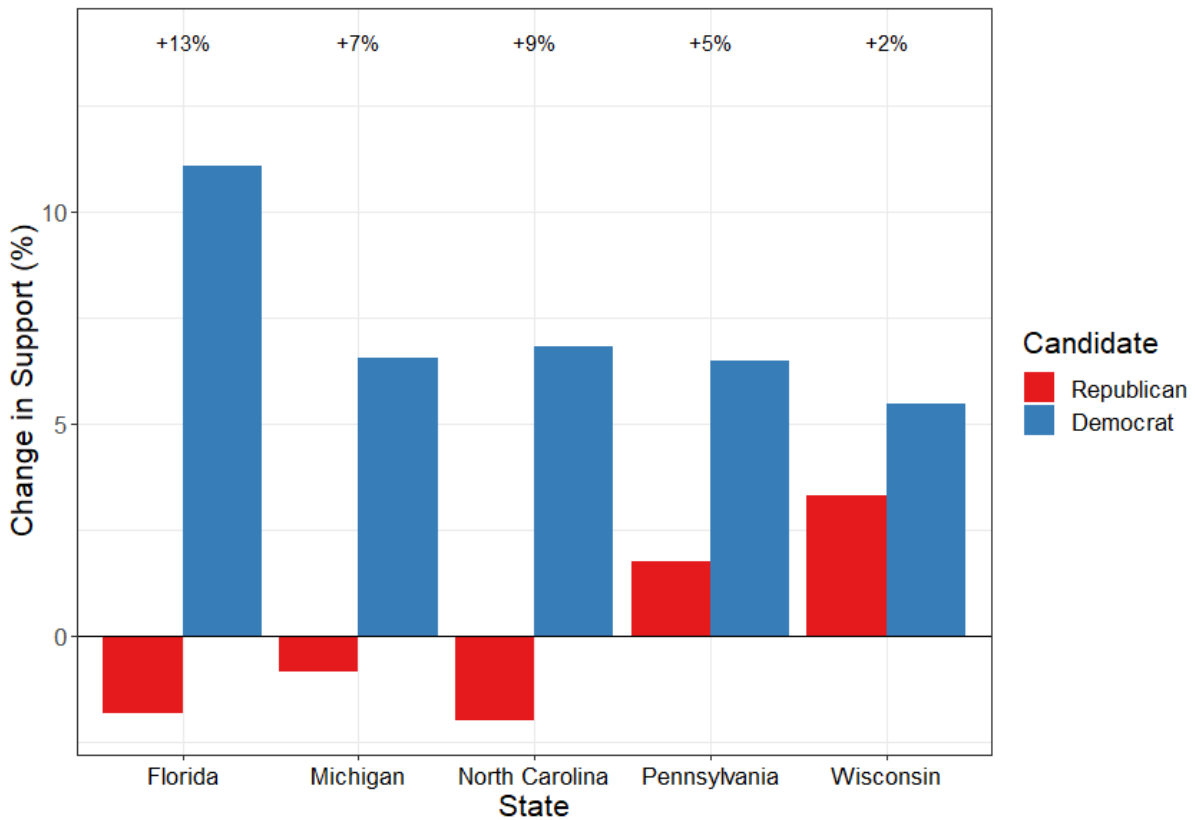
Key Findings

- **How Evangelicals and Catholics intend to vote in 2020 compared with their 2016 vote (see Tables 12, 13, and 17)**
 - The 2020 election is currently on track to produce an 11% swing towards Biden compared with 2016 among Evangelicals and Catholics, averaging across both Christian denominations and all 5 swing states surveyed.
 - Among swing state Catholics, 2020 is currently on track to produce a +16% swing towards Joe Biden over the 2016 result (see Plot 1). Specifically, whereas Clinton lost Catholics to Trump in 2016 (R 50%/D 36%), Biden is on track to win Catholics (R 43%/D 45%).
 - Among swing state Evangelicals, 2020 is currently on track to produce a +7% swing towards Joe Biden over the 2016 result (see Plot 2). Whereas Clinton lost Evangelicals to Trump by a large margin in 2016 (R 59%/D 25%), Biden is on track to lose that group by a narrower margin (R 59%/D 33%).

Plot 1: Catholic change in voting patterns between 2016-2020.



Plot 2: Evangelical change in voting patterns between 2016-2020.



- **How Evangelicals and Catholics rate the presidential candidates on the 7 cardinal virtues (kindness, generosity, humility, chastity, modesty, diligence and patience; see Tables 1 and 3a-3c).**
 - On average, across all virtues, 50% of respondents rated Biden as more virtuous than Trump, and 39% rated Trump as more virtuous than Biden.
 - The largest gap between candidates emerged for the virtues of humility and modesty. Specifically:
 - 49% of respondents view Biden as higher on humility than Trump and 22% perceive Trump as having more humility than Biden.
 - 44% of respondents view Biden as more modest than Trump and 22% perceive Trump as more modest than Biden.
 - Breaking out Catholics and Evangelicals, Catholics view Biden as more virtuous than Trump, whereas Evangelicals view both candidates as about equally virtuous.
 - Among Catholics, 55% rate Biden as more virtuous than Trump, and 34% rate Trump as more virtuous than Biden.
 - Among Evangelicals, 45% rate Biden as more virtuous than Trump, and 44% rate Trump as more virtuous than Biden.

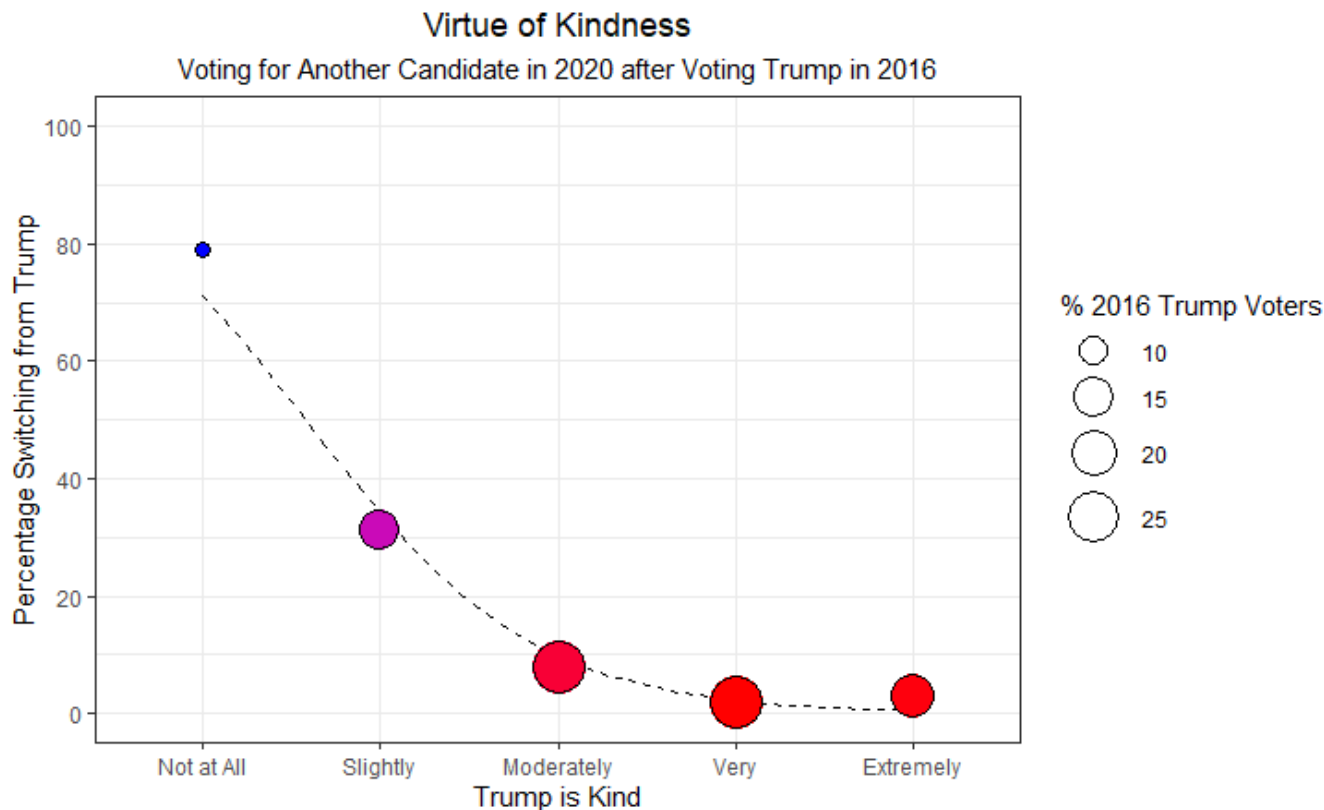
- **How Evangelicals and Catholics rate the presidential candidates on the 7 deadly sins (lust, sloth, greed, wrath, gluttony, envy and pride; See Tables 2 and 3d-3f).**

- On average, across all sins, 51% rated Trump as more sinful than Biden, and 37% of respondents rated Biden as more sinful than Trump.
- The largest gap between candidates emerged for the sins of pride and anger. Specifically,
 - 49% of respondents view Trump as more prideful than Biden, whereas 20% perceive Biden as more prideful than Trump.
 - 48% of respondents view Trump as more angry than Biden and 22% perceive Biden as more angry than Trump.
- Breaking out Catholics and Evangelicals, both Catholics and Evangelicals rate Trump as more sinful than Biden, although the difference is larger among Catholics.
 - Among Catholics, 57% rate Trump as more sinful than Biden, and 32% rate Biden as more sinful than Trump.
 - Among Evangelicals, 46% rate Trump as more sinful than Biden, and 41% rate Biden as more sinful than Trump.

- **Which sins and virtues are, statistically, the strongest predictors of religious voters defecting from Trump in 2020:**

- A series of logistic regression models identified the perceived sins and virtues (for both Trump and Biden) that are the biggest drivers of 2016 Trump voters defecting in 2020 (i.e., switching to Biden/not voting/voting for a third party). Among all 7 virtues and all 7 sins for both candidates, the perception that Trump lacks basic Christian kindness is the strongest driver of defecting from Trump in 2020 (see Plot 3). Indeed, 7 out of the top 8 predictors of Trump 2016 voters defecting concern Trump's perceived absence of Christian virtues (rather than the presence of Christian sin or any perceptions of Biden's virtues or sins).
 - The single sin making the list of top 8 predictors was the perception of Trump as lustful.
 - Overall, these results suggest that disaffected Trump voters may generally be willing to forgive Trumps' perceived sins (except lust), but not his perceived lack of basic Christian virtues (especially kindness).
 - This pattern was consistent across both Catholics and Evangelicals, as well as across males and females
 - This pattern was also present for younger and older respondents alike, but especially strong among older respondents who are more likely to defect from Trump because of a perceived lack of Christian virtue.

Plot 3: Likelihood of 2016 Trump voters' switching in 2020 (i.e. intending to vote for Biden/Third party candidate/Not voting), as a function of Trump's perceived kindness.



Note: 0% = Extremely unlikely to switch (i.e. extremely likely to vote for Trump again in 2020), 100% = Extremely likely to switch (i.e. extremely unlikely to vote for Trump again in 2020).

- **Who Evangelicals and Catholics think Jesus would vote for in 2020 (see Table 9):**
 - Across Evangelicals and Catholics, 28% say Jesus would vote for Donald Trump in 2020 and 27% say that he would vote for Joe Biden. 23% say that Jesus would not vote and 22% say that Jesus would be equally likely to vote for either candidate/don't know.
 - Breaking out Catholics and Evangelicals, Catholics are more likely to report that Jesus would vote for Biden, whereas Evangelicals are more likely to say that he would vote for Trump. Specifically,
 - Among Catholics, 25% say Jesus would vote for Donald Trump in 2020 and 35% say he would vote for Joe Biden. 21% say Jesus would not vote and 19% say that Jesus would be equally likely to vote for either candidate/don't know.
 - Among Evangelicals, 31% say Jesus would vote for Donald Trump in 2020 and 20% say he would vote for Joe Biden. 24% say Jesus would not vote and 25% say that Jesus would be equally likely to vote for either candidate/unsure/don't know.
- **How Evangelicals and Catholics perceive the 2016 Democratic candidate (Hillary Clinton) compared with the 2020 Democratic Candidate (Joe Biden; See table 16):**

- Across Evangelicals and Catholics, 46% say they have a more favorable opinion of Biden than Clinton, 11% say they have a more favorable opinion of Clinton than Biden, and 43% say that their opinion of both candidates is about the same.

- Breaking out Catholics and Evangelicals, both groups generally see Biden more favorably than Clinton, but this gap is larger for Catholics than Evangelicals. Specifically,
 - Among Catholics, 49% say they have a more favorable opinion of Biden than Clinton, 11% say they have a more favorable opinion of Clinton than Biden, and 40% say that their opinion of both candidates is about the same.
 - Among Evangelicals, 45% say they have a more favorable opinion of Biden than Clinton, 11% say they have a more favorable opinion of Clinton than Biden, and 45% say that their opinion of both candidates is about the same.

Full Survey Results

A. Candidate Ratings - Sins and Virtues

The following tables represent candidates' virtue and sin ratings. Ratings shown in Table 1 and 2 are pooled across all virtue items or all sin items.

Virtues

Regardless of who you may support politically, please reflect on your impression of **[Joe Biden/Donald Trump]**. Based on your understanding of how he lives his life, how **[sexually moral/hardworking/generous with those in need/humble/kind/modest in his needs/even-tempered]** do you believe **[Joe Biden/Donald Trump]** is?

[EACH ITEM FOR EACH CANDIDATE SHOWN SEPARATELY; CANDIDATE ORDER AND ITEM ORDER WITHIN EACH CANDIDATE WERE RANDOMIZED; RESULTS ARE POOLED ACROSS INDIVIDUAL VIRTUE ITEMS]

Table 1: Percentage of respondents who rate each candidate as more virtuous/the same/no opinion (Note: Table 2 shows results for Catholics vs. Evangelicals in each of the 5 swing states).

Religion	State	Biden more virtuous	Trump more virtuous	No opinion/Don't know	Same
All respondents	All respondents	50%	39%	7%	4%
Catholic	All respondents	55%	34%	6%	5%
Evangelical	All respondents	45%	44%	7%	4%
Catholic	Florida	51%	37%	6%	6%
Evangelical	Florida	49%	41%	8%	3%
Catholic	Michigan	49%	39%	8%	3%
Evangelical	Michigan	42%	48%	6%	4%
Catholic	North Carolina	60%	32%	3%	5%
Evangelical	North Carolina	42%	45%	7%	6%
Catholic	Pennsylvania	59%	32%	5%	4%
Evangelical	Pennsylvania	45%	45%	8%	2%
Catholic	Wisconsin	57%	29%	6%	8%
Evangelical	Wisconsin	51%	38%	8%	3%

Sins

(1) Regardless of who you may support politically, please reflect on your impression of **[Joe Biden/Donald Trump]**. Based on your understanding of how he lives his life, how **[angry/envious/gluttonous/greedy/lustful/prideful/lazy]** do you think he is?

[EACH ITEM FOR EACH CANDIDATE SHOWN SEPARATELY; CANDIDATE ORDER AND ITEM ORDER WITHIN EACH CANDIDATE WERE RANDOMIZED; RESULTS ARE POOLED ACROSS INDIVIDUAL SIN ITEMS]

Table 2: Percentage of respondents who rate each candidate as more sinful/the same/no opinion

(Note: Table 2 shows results for Catholics vs. Evangelicals in each of the 5 swing states).

Religion	State	Biden more sinful	Trump more sinful	No opinion/Don't know	Same
All respondents	All respondents	37%	51%	9%	4%
Catholic	All respondents	32%	57%	6%	5%
Evangelical	All respondents	41%	46%	10%	3%
Catholic	Florida	30%	57%	7%	5%
Evangelical	Florida	40%	46%	11%	3%
Catholic	Michigan	35%	49%	12%	3%
Evangelical	Michigan	41%	47%	8%	5%
Catholic	North Carolina	34%	52%	6%	8%
Evangelical	North Carolina	43%	44%	10%	3%
Catholic	Pennsylvania	29%	64%	4%	4%
Evangelical	Pennsylvania	44%	45%	9%	2%
Catholic	Wisconsin	33%	59%	3%	5%
Evangelical	Wisconsin	32%	48%	14%	5%

Specific sins and virtues

Table 3a: Percentage of respondents who rate each candidate as more or less virtuous on each individual virtue (Note: Table 4a shows results for all respondents (i.e., Catholics and Evangelicals) combined across all 5 swing states).

Name	Biden more than Trump	Trump more than Biden	Same	No opinion/Don't know	Difference (Trump - Biden) ⁴
Diligence	34%	45%	11%	10%	11%
Generosity	37%	33%	12%	19%	-4%
Kindness	44%	30%	13%	13%	-14%
Chastity	37%	22%	15%	27%	-15%
Patience	46%	25%	16%	13%	-21%
Modesty	44%	22%	16%	18%	-21%
Humility	49%	22%	18%	11%	-28%

Table 3b: Percentage of respondents who rate each candidate as more or less virtuous on each individual virtue (Note: Table 4b shows results for Catholics versus Evangelicals combined across all 5 swing states).

Religion	Name	Biden more than Trump	Trump more than Biden	Same	No opinion/Don't know	Difference (Trump - Biden)
Catholic	Diligence	40%	41%	11%	8%	0%
Evangelical	Diligence	28%	49%	12%	12%	20%
Catholic	Generosity	44%	30%	11%	15%	-13%
Evangelical	Generosity	31%	35%	12%	22%	4%
Catholic	Kindness	51%	26%	12%	11%	-25%
Evangelical	Kindness	39%	33%	14%	15%	-5%
Catholic	Chastity	44%	19%	14%	23%	-25%

⁴ Due to rounding, difference scores in tables 3a-3f may not amount exactly to the difference between displayed percentages.

Evangelical	Chastity	31%	24%	15%	30%	-7%
Catholic	Patience	53%	23%	13%	11%	-29%
Evangelical	Patience	41%	27%	17%	14%	-14%
Catholic	Modesty	51%	20%	14%	16%	-32%
Evangelical	Modesty	38%	24%	18%	20%	-13%
Catholic	Humility	55%	19%	16%	10%	-36%
Evangelical	Humility	45%	24%	20%	11%	-21%

Table 3c: Percentage of respondents who rate each candidate as more or less virtuous on each individual virtue (Note: Table 4c shows results for Catholics and Evangelicals combined by each of the 5 swing states).

State	Name	Biden more than Trump	Trump more than Biden	Same	No opinion/Don't know	Difference (Trump - Biden)
Florida	Diligence	36%	43%	12%	9%	8%
Florida	Generosity	39%	31%	12%	17%	-9%
Florida	Kindness	44%	30%	12%	14%	-14%
Florida	Chastity	32%	22%	16%	31%	-10%
Florida	Patience	44%	23%	18%	14%	-21%
Florida	Modesty	41%	22%	18%	18%	-20%
Florida	Humility	51%	21%	17%	12%	-30%
Michigan	Diligence	29%	49%	12%	11%	20%
Michigan	Generosity	31%	36%	11%	21%	5%
Michigan	Kindness	42%	36%	8%	13%	-6%
Michigan	Chastity	32%	27%	15%	26%	-5%
Michigan	Patience	44%	29%	14%	14%	-15%
Michigan	Modesty	41%	23%	15%	21%	-18%
Michigan	Humility	44%	23%	20%	13%	-21%
North Carolina	Diligence	30%	46%	11%	13%	16%
North Carolina	Generosity	32%	38%	12%	19%	6%
North Carolina	Kindness	40%	32%	15%	13%	-8%
North Carolina	Chastity	34%	23%	14%	29%	-11%
North Carolina	Patience	42%	27%	18%	14%	-15%
North Carolina	Modesty	37%	28%	17%	17%	-9%
North Carolina	Humility	43%	25%	21%	11%	-18%
Pennsylvania	Diligence	37%	43%	12%	8%	7%
Pennsylvania	Generosity	39%	32%	10%	19%	-8%
Pennsylvania	Kindness	46%	28%	13%	13%	-17%
Pennsylvania	Chastity	43%	20%	14%	23%	-23%
Pennsylvania	Patience	49%	27%	13%	10%	-22%
Pennsylvania	Modesty	49%	21%	14%	16%	-28%
Pennsylvania	Humility	54%	22%	15%	9%	-33%
Wisconsin	Diligence	38%	44%	8%	10%	6%
Wisconsin	Generosity	42%	27%	12%	19%	-15%
Wisconsin	Kindness	49%	23%	17%	12%	-26%
Wisconsin	Chastity	43%	17%	15%	25%	-26%
Wisconsin	Patience	54%	20%	15%	11%	-34%
Wisconsin	Modesty	50%	16%	16%	18%	-34%
Wisconsin	Humility	55%	17%	19%	10%	-38%

Table 3d: Percentage of respondents who rate each candidate as more or less sinful on each individual sin (Note: Table 4d shows results for all respondents (i.e., Catholics and Evangelicals)

combined across all 5 swing states).

Name	Biden more than Trump	Trump more than Biden	Same	No opinion/Don't know	Difference (Trump - Biden)
Pride	20%	49%	18%	13%	29%
Anger	22%	48%	17%	13%	26%
Gluttony	16%	39%	17%	28%	23%
Lust	23%	39%	11%	26%	16%
Greed	29%	43%	10%	18%	15%
Envy	31%	33%	12%	23%	2%
Sloth	37%	30%	18%	16%	-7%

Table 3e: Percentage of respondents who rate each candidate as more or less sinful on each individual sin (Note: Table 4e shows results for Catholics versus Evangelicals combined across all 5 swing states).

Religion	Name	Biden more than Trump	Trump more than Biden	Same	No opinion/Don't know	Difference (Trump - Biden)
Catholic	Pride	16%	54%	19%	12%	38%
Evangelical	Pride	24%	45%	17%	14%	21%
Catholic	Anger	20%	54%	16%	10%	34%
Evangelical	Anger	24%	44%	17%	15%	20%
Catholic	Gluttony	17%	46%	15%	22%	29%
Evangelical	Gluttony	15%	33%	19%	33%	18%
Catholic	Lust	20%	48%	11%	22%	28%
Evangelical	Lust	26%	33%	11%	30%	7%
Catholic	Greed	24%	52%	11%	13%	28%
Evangelical	Greed	33%	37%	9%	21%	4%
Catholic	Envy	29%	40%	12%	19%	11%
Evangelical	Envy	33%	28%	12%	27%	-6%
Catholic	Sloth	32%	38%	19%	12%	6%
Evangelical	Sloth	40%	24%	17%	19%	-17%

Table 3f: Percentage of respondents who rate each candidate as more or less sinful on each individual sin (Note: Table 4f shows results for Catholics and Evangelicals combined by each of the 5 swing states).

State	Name	Biden more than Trump	Trump more than Biden	Same	No opinion/Don't know	Difference (Trump - Biden)
Florida	Pride	19%	49%	18%	14%	30%
Florida	Anger	20%	50%	16%	14%	29%
Florida	Gluttony	16%	37%	19%	28%	20%
Florida	Lust	23%	40%	9%	28%	17%
Florida	Greed	28%	46%	11%	16%	18%
Florida	Envy	31%	35%	10%	24%	4%
Florida	Sloth	35%	29%	18%	17%	-6%
Michigan	Pride	25%	46%	15%	14%	22%
Michigan	Anger	25%	45%	16%	13%	20%
Michigan	Gluttony	16%	35%	19%	30%	20%

Michigan	Lust	25%	37%	12%	25%	12%
Michigan	Greed	31%	41%	10%	19%	10%
Michigan	Envy	33%	30%	14%	23%	-3%
Michigan	Sloth	36%	25%	22%	17%	-12%
North Carolina	Pride	22%	48%	17%	14%	26%
North Carolina	Anger	25%	44%	18%	13%	19%
North Carolina	Gluttony	19%	37%	16%	29%	18%
North Carolina	Lust	25%	33%	12%	29%	8%
North Carolina	Greed	34%	37%	8%	21%	3%
North Carolina	Envy	35%	29%	13%	23%	-6%
North Carolina	Sloth	41%	24%	19%	17%	-17%
Pennsylvania	Pride	19%	51%	16%	14%	31%
Pennsylvania	Anger	23%	52%	15%	11%	30%
Pennsylvania	Gluttony	15%	44%	15%	27%	29%
Pennsylvania	Lust	22%	47%	9%	23%	25%
Pennsylvania	Greed	29%	48%	10%	14%	18%
Pennsylvania	Envy	28%	36%	13%	23%	8%
Pennsylvania	Sloth	36%	38%	15%	10%	1%
Wisconsin	Pride	16%	49%	25%	10%	33%
Wisconsin	Anger	19%	52%	18%	11%	33%
Wisconsin	Gluttony	13%	43%	18%	27%	30%
Wisconsin	Lust	21%	40%	14%	24%	19%
Wisconsin	Greed	22%	48%	10%	20%	26%
Wisconsin	Envy	28%	35%	12%	25%	8%
Wisconsin	Sloth	33%	35%	14%	18%	2%

B. Importance of each virtue and sin to living a moral life

- (2) As you may know, the Bible describes specific sins and virtues. First, we'd like to know how important, if at all, you personally believe each one is to living a morally good life.

Thinking first about the 7 Biblical virtues listed below, how important is it, if at all, for a person to seek to embody each virtue in daily life in order to have a morally good life?

0. Humility (or being humble)
1. Kindness (or being kind)
2. Moderation (or being modest in their needs)
3. Chastity (or being sexually moral)
4. Patience (or being even-tempered)
5. Generosity (or being generous with those in need)
6. Diligence (or being hardworking)

[EACH ITEM ANSWERED SEPARATELY; ITEM ORDER WAS RANDOMIZED; RESULTS ARE POOLED ACROSS VIRTUES]

Table 4: Importance of each virtue to living a morally good life as rated by all respondents combined across all 5 swing states.

	Not at all/ slightly important	Moderately important	Very/extremely important
Chastity	217 (15%)	285 (20%)	928 (65%)
Diligence	45 (3%)	178 (12%)	1207 (84%)
Generosity	53 (4%)	188 (13%)	1189 (83%)
Humility	45 (3%)	197 (14%)	1188 (83%)
Kindness	33 (2%)	72 (5%)	1325 (93%)
Modesty	77 (5%)	345 (24%)	1008 (70%)
Patience	41 (3%)	155 (11%)	1234 (86%)
Total	511 (5%)	1420 (14%)	8079 (81%)

(3) Thinking now about the 7 Biblical sins or vices listed below, how important is it for a person to avoid or limit each sin or vice in daily life in order to have a morally good life?

[EACH ITEM ANSWERED SEPARATELY; ITEM ORDER WAS RANDOMIZED; RESULTS ARE POOLED ACROSS SINS]

0. Pride (or being prideful)
1. Envy (or being envious)
2. Gluttony (or being gluttonous)
3. Lust (or being lustful)
4. Wrath (or being angry)
5. Greed (or being greedy)
6. Sloth (or being lazy)

Table 5: Importance of avoiding each sin in order to have a morally good life as rated by all respondents combined across all 5 swing states.

	Not at all/ slightly important	Moderately important	Very/extremely important
Anger	151 (11%)	214 (15%)	1065 (74%)
Envy	161 (11%)	265 (19%)	1004 (70%)
Gluttony	174 (12%)	273 (19%)	983 (69%)
Greed	134 (9%)	152 (11%)	1144 (80%)
Lust	190 (13%)	221 (15%)	1019 (71%)
Pride	152 (11%)	299 (21%)	979 (68%)
Sloth	189 (13%)	275 (19%)	966 (68%)
Total	1151 (11%)	1699 (17%)	7160 (72%)

C. Religiosity Perceptions of Donald J. Trump and Joseph R. Biden

(4) As far as you know, what is Donald Trump’s religion? [RESPONSE ORDER RANDOMIZED EXCEPT FOR FINAL RESPONSE (“NOT SURE/NO OPINION”)]

0. Christian, but I’m not sure what kind
1. Protestant
2. Catholic
3. Jewish
4. Muslim
5. Buddhist
6. Agnostic
7. Atheist
8. Not sure/No opinion [ANCHOR]

Table 6: Perception of Donald Trump’s religion, (comparing Catholics vs. Evangelicals combined across all 5 swing states).

	Catholic	Evangelical	Total
Agnostic	12 (2%)	12 (2%)	24 (2%)
Atheist	29 (5%)	29 (4%)	58 (4%)
Catholic	77 (12%)	32 (4%)	109 (8%)
Christian, but I’m not sure whatkind	253 (40%)	355 (45%)	608 (43%)
Jewish	4 (1%)	2 (0%)	6 (0%)
Not sure/No opinion	182 (29%)	183 (23%)	365 (26%)
Protestant	81 (13%)	179 (23%)	260 (18%)
Total	638 (100%)	792 (100%)	1430 (100%)

(5) As far as you know, what is Joe Biden’s religion? [RESPONSE ORDER RANDOMIZED EXCEPT FOR FINAL RESPONSE (“NOT SURE/NO OPINION”)]

0. Christian, but I’m not sure what kind
1. Protestant
2. Catholic
3. Jewish
4. Muslim
5. Buddhist
6. Agnostic
7. Atheist
8. Not sure/No opinion [ANCHOR]

Table 7: Perception of Joe Biden’s religion, (comparing Catholics vs. Evangelicals combined across all 5 swing states).

	Catholic	Evangelical	Total
Agnostic	3 (0%)	7 (1%)	10 (1%)

Atheist	7 (1%)	15 (2%)	22 (2%)
Catholic	297 (47%)	264 (33%)	561 (39%)
Christian, but I'm not sure whatkind	149 (23%)	166 (21%)	315 (22%)
Jewish	2 (0%)	2 (0%)	4 (0%)
Muslim	1 (0%)	2 (0%)	3 (0%)
Not sure/No opinion	164 (26%)	280 (35%)	444 (31%)
Protestant	15 (2%)	56 (7%)	71 (5%)
Total	638 (100%)	792 (100%)	1430 (100%)

(6) If you have an opinion, which person is more likely to confess their sins to God? [RESPONSE ORDER RANDOMIZED EXCEPT FOR TWO FINAL RESPONSES (“THEY ARE EQUALLY LIKELY”; “NOT SURE/NO OPINION”)]

0. Joe Biden is more likely
1. Donald Trump is more likely
2. They are equally likely [ANCHOR]
3. Don't know/No opinion [ANCHOR]

Table 8: Person more likely to confess their sins to God (comparing Catholics vs. Evangelicals combined across all 5 swing states).

	Catholic	Evangelical	Total
Donald Trump is more likely	95 (15%)	224 (28%)	319 (22%)
Joe Biden is more likely	312 (49%)	263 (33%)	575 (40%)
They are equally likely	109 (17%)	140 (18%)	249 (17%)
Don't know/No opinion	122 (19%)	165 (21%)	287 (20%)
Total	638 (100%)	792 (100%)	1430 (100%)

(7) If you have an opinion, if Jesus could vote in the 2020 election, who would he most likely vote for? [RESPONSE ORDER RANDOMIZED EXCEPT FOR TWO FINAL RESPONSES (“JESUS WOULDN'T VOTE IN THE 2020 ELECTION”, “DON'T KNOW/NO OPINION”)]

0. Joe Biden
1. Donald Trump
2. Equally likely to vote for Joe Biden and Donald Trump
3. Jesus wouldn't vote in the 2020 election [ANCHOR]
4. Don't know/No opinion [ANCHOR]

Table 9a: Who Jesus would vote for, (comparing Catholics vs. Evangelicals combined across all 5 swing states).

	Catholic	Evangelical	Total
Donald Trump	157 (25%)	248 (31%)	405 (28%)
Joe Biden	223 (35%)	162 (20%)	385 (27%)
Equally likely to vote for Joe Biden and Donald Trump	27 (4%)	30 (4%)	57 (4%)
Jesus wouldn't vote in the 2020 election	136 (21%)	187 (24%)	323 (23%)
Don't know/No opinion	95 (15%)	165 (21%)	260 (18%)

Table 9b: Who Trump-supporting respondents think Jesus would vote for, (comparing Catholics vs. Evangelicals combined across all 5 swing states).

Respondent's intended 2020 Vote	Who Jesus would vote for	Number (%)
Donald Trump, the Republican	Donald Trump	393 (53%)
Donald Trump, the Republican	Jesus wouldn't vote in the 2020 election	181 (24%)
Donald Trump, the Republican	Equally likely to vote for Joe Biden and Donald Trump/Don't know/No opinion	156 (21%)
Donald Trump, the Republican	Joe Biden	12 (2%)

Table 9c: Who Biden-supporting respondents think Jesus would vote for, (comparing Catholics vs. Evangelicals combined across all 5 swing states).

Intended 2020 Vote	Jesus vote	Number (%)
Joe Biden, the Democrat	Joe Biden	365 (66%)
Joe Biden, the Democrat	Jesus wouldn't vote in the 2020 election	96 (17%)
Joe Biden, the Democrat	Equally likely to vote for Joe Biden and Donald Trump/Don't know/No opinion	83 (15%)
Joe Biden, the Democrat	Donald Trump	6 (1%)

Political Views and Voting

(8) In politics today, do you consider yourself...

0. Republican
1. Democrat
2. Independent
3. No preference [ANCHOR]
4. Other party [ANCHOR]
5. Don't know [ANCHOR]

[IF ANSWER IS NOT "REPUBLICAN" OR "DEMOCRAT," display the following question: 'As of today, do you lean more to the. . . [Republican party/Democratic party/Neither or No opinion']]

Table 10: Political party preference, (comparing Catholics vs. Evangelicals combined across all 5 swing states).

	Catholic	Evangelical	Total
Dem. or Lean Dem.	258 (40%)	223 (28%)	481 (34%)
Rep. or Lean Rep.	294 (46%)	484 (61%)	778 (54%)
Other party	2 (0%)	3 (0%)	5 (0%)
No preference	82 (13%)	79 (10%)	161 (11%)
Don't know	2 (0%)	3 (0%)	5 (0%)
Total	638 (100%)	792 (100%)	1430 (100%)

(9) Thinking ahead to the November general election, are you...
[RESPONSE ORDER NOT RANDOMIZED]

0. Almost certain to vote
1. Very likely to vote
2. Somewhat likely to vote
3. Not very likely to vote
4. Not at all likely to vote

Table 11: Likelihood of voting, (comparing Catholics vs. Evangelicals combined across all 5 swing states).

	Catholic	Evangelical	Total
Almost certain to vote	563 (88%)	680 (86%)	1243 (87%)
Very likely to vote	61 (10%)	90 (11%)	151 (11%)
Somewhat likely to vote	7 (1%)	19 (2%)	26 (2%)
Not very likely to vote	5 (1%)	1 (0%)	6 (0%)
Not at all likely to vote	2 (0%)	2 (0%)	4 (0%)
Total	638 (100%)	792 (100%)	1430 (100%)

(10) If the 2020 presidential election were held today, who, if anyone, would you vote for if the candidates were:
[RESPONSE ORDER RANDOMIZED EXCEPT FOR THREE FINAL RESPONSES (“Another candidate”, “Wouldn’t vote”, “Don’t know/No opinion”)]

0. Joe Biden, the Democrat
1. Donald Trump, the Republican
2. Another candidate [ANCHOR]
3. Wouldn't vote [ANCHOR]
4. Don't know/No opinion [ANCHOR]

Table 12: 2020 presidential election vote if held today, (comparing Catholics vs. Evangelicals combined across all 5 swing states).

	Catholic	Evangelical	Total
Donald Trump, the Republican	273 (43%)	469 (59%)	742 (52%)
Joe Biden, the Democrat	294 (46%)	256 (32%)	550 (38%)
Another candidate	20 (3%)	21 (3%)	41 (3%)
Wouldn't vote	4 (1%)	3 (0%)	7 (0%)
Don't know/No opinion	47 (7%)	43 (5%)	90 (6%)

Total 638 (100%) 792 (100%) 1430 (100%)

(11) Thinking back to the 2016 presidential election, who, if anyone, did you vote for:
[ORDER RANDOMIZED FOR FIRST TWO RESPONSES (“Hillary Clinton, the Democrat”, “Donald Trump, the Republican”)]=

- 0. Hillary Clinton, the Democrat
- 1. Donald Trump, the Republican
- 2. Another candidate [ANCHOR]
- 3. I didn’t vote [ANCHOR]
- 4. Don’t recall [ANCHOR]

Table 13: 2016 presidential election vote, (comparing Catholics vs. Evangelicals combined across all 5 swing states).

	Catholic	Evangelical	Total
Another candidate	49 (8%)	59 (8%)	108 (8%)
Don’t recall	5 (1%)	4 (1%)	9 (1%)
Donald Trump, the Republican	309 (49%)	463 (60%)	772 (55%)
Hillary Clinton, the Democrat	231 (37%)	194 (25%)	425 (30%)
I didn’t vote	31 (5%)	57 (7%)	88 (6%)
Total	625 (100%)	777 (100%)	1402 (100%)

[RANDOMIZE ORDER OF BIDEN AND TRUMP]

(12) Regardless of who you may support politically, as you have learned more about Donald Trump in recent years, would you say your opinion about his moral character has become more positive, less positive, or has stayed about the same?

[RESPONSE ORDER RANDOMIZED FOR FIRST TWO RESPONSES (“MORE POSITIVE”, “LESS POSITIVE”)]

Table 14: Opinion of Donald Trump’s moral character, (comparing Catholics vs. Evangelicals combined across all 5 swing states).

	Catholic	Evangelical	Total
More positive	149 (23%)	245 (31%)	394 (28%)
Less positive	316 (50%)	267 (34%)	583 (41%)
Stayed about the same	156 (24%)	250 (32%)	406 (28%)
No opinion/I don’t know enough to comment	17 (3%)	30 (4%)	47 (3%)
Total	638 (100%)	792 (100%)	1430 (100%)

(13) Regardless of who you may support politically, as you have learned more about Joe Biden in recent years, would you say your opinion about his moral character has become more positive, less positive, or has stayed about the same? [RESPONSE ORDER RANDOMIZED FOR FIRST TWO RESPONSES (“MORE POSITIVE”, “LESS POSITIVE”)]

Table 15: Opinion of Joe Biden’s moral character, (comparing Catholics vs. Evangelicals combined across all 5 swing states).

	Catholic	Evangelical	Total
More positive	155 (24%)	147 (19%)	302 (21%)
Less positive	232 (36%)	331 (42%)	563 (39%)
Stayed about the same	204 (32%)	243 (31%)	447 (31%)
No opinion/I don’t know enough to comment	47 (7%)	71 (9%)	118 (8%)
Total	638 (100%)	792 (100%)	1430 (100%)

(14) Please compare Joe Biden and Hillary Clinton in your mind. Using the scale below, please tell us if you feel more favorable towards one of these two people or feel about the same.

I feel. . .

[RESPONSE ORDER NOT RANDOMIZED]

Table 16: Favorability towards Biden vs. Clinton, (comparing Catholics vs. Evangelicals combined across all 5 swing states).

	Catholic	Evangelical	Total
Much more favorable towards Biden	152 (24%)	163 (21%)	315 (22%)
Slightly more favorable towards Biden	161 (25%)	188 (24%)	349 (24%)
Equally favorable to Clinton and Biden	256 (40%)	357 (45%)	613 (43%)
Slightly more favorable towards Clinton	42 (7%)	44 (6%)	86 (6%)
Much more favorable towards Clinton	27 (4%)	40 (5%)	67 (5%)
Total	638 (100%)	792 (100%)	1430 (100%)

Voting Shift Patterns in 2016 Compared with 2020

Table 17a: Overall 2016-2020 voting shift patterns averaging across the 5 swing states

Religion	2016 Vote (R/D)	2020 Vote (R/D)	Pro-Biden Shift ⁵
Catholic	50%/36%	43%/45%	+16%
Evangelical	59%/25%	59%/32%	+7%
All respondents	55%/30%	52%/39%	+11%

Table 17b: Overall 2016-2020 voting shift patterns broken down by state and Catholics vs. Evangelicals

State	Religion	2016 Vote (Trump/Clinton)	2020 Vote (Trump/Biden)	Pro-Democrat Shift
-------	----------	---------------------------	-------------------------	--------------------

⁵ Shift percentages tables 17a-17d are calculated as the difference between Democratic vote share in 2020 and 2016, minus the difference between Republican vote share in 2020 and 2016. Due to rounding, shift percentages may not exactly equal displayed differences between 2016/2020 vote shares.

Florida	Catholic	51%/39%	45%/44%	+11%
Florida	Evangelical	61%/25%	60%/36%	+13%
Michigan	Catholic	53%/32%	50%/39%	+10%
Michigan	Evangelical	56%/25%	55%/32%	+7%
North Carolina	Catholic	53%/26%	43%/38%	+22%
North Carolina	Evangelical	64%/23%	62%/30%	+9%
Pennsylvania	Catholic	46%/42%	37%/53%	+20%
Pennsylvania	Evangelical	59%/25%	61%/31%	+5%
Wisconsin	Catholic	46%/39%	41%/51%	+17%
Wisconsin	Evangelical	54%/28%	58%/33%	+2%

Table 17c: Overall 2016-2020 voting shift patterns among male voters, broken down by state and Catholics vs. Evangelicals

State	Religion	Gender	2016 Vote (Trump/Clinton)	2020 Vote (Trump/Biden)	Pro-Democrat Shift
Florida	Catholic	Male	52%/37%	46%/44%	+13%
Florida	Evangelical	Male	61%/26%	54%/42%	+23%
Michigan	Catholic	Male	53%/31%	52%/41%	+11%
Michigan	Evangelical	Male	61%/20%	60%/29%	+9%
North Carolina	Catholic	Male	53%/26%	44%/38%	+21%
North Carolina	Evangelical	Male	66%/24%	66%/28%	+5%
Pennsylvania	Catholic	Male	54%/32%	44%/46%	+25%
Pennsylvania	Evangelical	Male	60%/18%	63%/31%	+9%
Wisconsin	Catholic	Male	45%/35%	38%/51%	+22%
Wisconsin	Evangelical	Male	57%/27%	58%/34%	+7%

Table 17d: Overall 2016-2020 voting shift patterns among female voters, broken down by state and Catholics vs. Evangelicals

State	Religion	Gender	2016 Vote (Trump/Clinton)	2020 Vote (Trump/Biden)	Pro-Democrat Shift
Florida	Catholic	Female	50%/42%	44%/44%	+8%
Florida	Evangelical	Female	62%/24%	64%/31%	+5%
Michigan	Catholic	Female	53%/33%	48%/38%	+9%
Michigan	Evangelical	Female	53%/29%	52%/34%	+6%
North Carolina	Catholic	Female	53%/26%	42%/37%	+23%
North Carolina	Evangelical	Female	62%/23%	58%/32%	+12%
Pennsylvania	Catholic	Female	38%/53%	31%/59%	+14%
Pennsylvania	Evangelical	Female	58%/30%	59%/32%	+2%
Wisconsin	Catholic	Female	48%/42%	43%/51%	+12%
Wisconsin	Evangelical	Female	52%/28%	57%/32%	-1%

Evaluations of Donald J. Trump and Joseph R. Biden across Policy Domains

[RANDOMIZE ORDER OF Q15 AND Q16]

(15) Thinking specifically about Donald Trump’s performance as President, please tell us your opinion about each factor listed below.

[STATEMENT ORDER RANDOMIZED]

0. Donald Trump’s handling of the economy
1. Donald Trump’s handling of foreign policy/international relations
2. Donald Trump’s honesty
3. Donald Trump’s handling of immigration
4. Donald Trump’s moral character
5. Donald Trump’s handling of the poor
6. Donald Trump’s handling of race relations
7. Donald Trump’s handling of Coronavirus

8. Table 18: Opinion of Donald Trump’s performance as President among all respondents.

Religion	Name	Very/Slightly unfavorable	Neither unfavorable nor favorable	Very/Slightly favorable
All respondents	Economy	29%	11%	60%
All respondents	Foreign	39%	11%	51%
All respondents	Honesty	46%	17%	37%
All respondents	Immigration	39%	9%	52%
All respondents	Moral	48%	21%	31%
All respondents	Poor	42%	17%	41%
All respondents	Race	45%	16%	39%
All respondents	Virus	45%	11%	44%

Table 19: Opinion of Donald Trump’s performance as President,(comparing Catholics vs. Evangelicals combined across all 5 swing states).

Religion	Name	Very/Slightly unfavorable	Neither unfavorable nor favorable	Very/Slightly favorable
Catholic	Economy	34%	12%	54%
Evangelical	Economy	26%	10%	65%
Catholic	Foreign	45%	12%	44%
Evangelical	Foreign	34%	10%	56%
Catholic	Honesty	54%	15%	31%
Evangelical	Honesty	40%	18%	42%
Catholic	Immigration	45%	9%	46%
Evangelical	Immigration	34%	9%	57%

Catholic	Moral	55%	20%	26%
Evangelical	Moral	42%	22%	36%
Catholic	Poor	47%	19%	34%
Evangelical	Poor	37%	16%	47%
Catholic	Race	51%	15%	33%
Evangelical	Race	40%	16%	44%
Catholic	Virus	53%	11%	36%
Evangelical	Virus	39%	11%	50%

(16) Thinking specifically about Joe Biden’s likely performance if elected President, please tell us your opinion about each factor listed below.

[STATEMENT ORDER RANDOMIZED]

0. Joe Biden’s handling of the economy
1. Joe Biden’s handling of foreign policy/international relations
2. Joe Biden’s honesty
3. Joe Biden’s handling of immigration
4. Joe Biden’s moral character
5. Joe Biden’s handling of the poor
6. Joe Biden’s handling of race relations
7. Joe Biden’s handling of Coronavirus

Table 20: Opinion of Joe Biden’s likely performance as President among all respondents.

Religion	Name	Very/Slightly unfavorable	Neither unfavorable nor favorable	Very/Slightly favorable
All respondents	Economy	49%	17%	35%
All respondents	Foreign	45%	18%	37%
All respondents	Honesty	40%	20%	40%
All respondents	Immigration	47%	18%	35%
All respondents	Moral	35%	24%	41%
All respondents	Poor	35%	23%	42%
All respondents	Race	39%	22%	39%
All respondents	Virus	37%	24%	39%

Table 21: Opinion of Joe Biden’s performance as President (comparing Catholics vs. Evangelicals combined across all 5 swing states).

Religion	Name	Very/Slightly unfavorable	Neither unfavorable nor favorable	Very/Slightly favorable
Catholic	Economy	44%	17%	39%
Evangelical	Economy	53%	16%	31%
Catholic	Foreign	39%	18%	42%
Evangelical	Foreign	50%	18%	32%
Catholic	Honesty	34%	20%	46%
Evangelical	Honesty	44%	21%	35%
Catholic	Immigration	41%	18%	40%
Evangelical	Immigration	52%	18%	30%

Catholic	Moral	31%	22%	48%
Evangelical	Moral	39%	25%	36%
Catholic	Poor	31%	21%	48%
Evangelical	Poor	39%	24%	37%
Catholic	Race	33%	22%	45%
Evangelical	Race	43%	22%	35%
Catholic	Virus	31%	24%	45%
Evangelical	Virus	42%	24%	34%

Demographics

(17) In what state do you live?

Table 22: State of Residence, (comparing Catholics vs. Evangelicals combined across all 5 swing states).

	Catholic	Evangelical	Total
Florida	136 (21%)	156 (20%)	292 (20%)
Michigan	120 (19%)	160 (20%)	280 (20%)
North Carolina	77 (12%)	231 (29%)	308 (22%)
Pennsylvania	161 (25%)	127 (16%)	288 (20%)
Wisconsin	144 (23%)	118 (15%)	262 (18%)
Total	638 (100%)	792 (100%)	1430 (100%)

(18) Are you male or female?

Table 23: Gender (comparing Catholics vs. Evangelicals combined across all 5 swing states).

	Catholic	Evangelical	Total
Female	342 (54%)	452 (57%)	794 (56%)
Male	296 (46%)	340 (43%)	636 (44%)
Total	638 (100%)	792 (100%)	1430 (100%)

(19) In which of the following categories does your age fall?

Table 24: Age distribution (comparing Catholics vs. Evangelicals combined across all 5 swing states).

	Catholic	Evangelical	Total
18 to 24	23 (4%)	37 (5%)	60 (4%)
25 to 44	160 (25%)	235 (30%)	395 (28%)
45 to 64	286 (45%)	344 (43%)	630 (44%)
65 or above	169 (26%)	176 (22%)	345 (24%)
Total	638 (100%)	792 (100%)	1430 (100%)

(20) Do you consider yourself to be Hispanic, Latino, or of Spanish origin?

Table 25: Hispanic/Latino vs. not,(comparing Catholics vs. Evangelicals combined across all 5 swing states).

	Catholic	Evangelical	Total
No	565 (89%)	755 (95%)	1320 (92%)
Yes	72 (11%)	37 (5%)	109 (8%)
Don't know/Rather not say	1 (0%)	0 (0%)	1 (0%)
Total	638 (100%)	792 (100%)	1430 (100%)

(21) What race do you consider yourself to be? Please select one or more (comparing Catholics vs. Evangelicals combined across all 5 swing states).

Table 26: Ethnicity

	Catholic	Evangelical	Total
American Indian or Alaskan Native	2 (0%)	6 (1%)	8 (1%)
Asian	9 (1%)	12 (2%)	21 (1%)
Black or African American	20 (3%)	70 (9%)	90 (6%)
Don't know/Rather not say	0 (0%)	1 (0%)	1 (0%)
More than one race	10 (2%)	12 (2%)	22 (2%)
Native Hawaiian or Pacific Islander	2 (0%)	1 (0%)	3 (0%)
Other	8 (1%)	5 (1%)	13 (1%)
White	587 (92%)	685 (86%)	1272 (89%)
Total	638 (100%)	792 (100%)	1430 (100%)

Appendix: State-Specific Findings

Florida

Note: All analyses below include only respondents who reside in Florida.

1. How are Florida Evangelicals and Catholics intending to vote in 2020 compared with 2016?

Table A1: Florida overall 2016-2020 voting shift patterns broken down by religious denomination

Religion	2016 Vote (R/D)	2020 Vote (R/D)	Pro-Biden Shift
Catholic	51%/39%	45%/44%	+11%
Evangelical	61%/25%	60%/36%	+13%
All respondents	56%/32%	53%/40%	+11%

2. In 2020, who is shifting in Florida?

- Among Florida Catholics, the 11% 2020 shift towards Biden is fueled jointly by:
 - 2016 Trump voters moving away from Trump: 8% of Florida Catholics voted for Trump in 2016 but don't intend to in 2020.
 - 2016 third party and non-voters intending to switch to Biden: 2% of Florida Catholics didn't vote for either major party candidate (e.g. didn't vote/voted for a third party candidate) but intend to vote for Biden in 2020.
- Among Florida Evangelicals, the 12% 2020 shift towards Biden is fueled jointly by:
 - 2016 Trump voters moving away from Trump: 10% of Florida Evangelicals voted for Trump in 2016 but don't intend to in 2020.
 - 2016 third party and non-voters intending to switch to Biden: 5% of Florida Evangelicals didn't vote for either major party candidate (e.g. didn't vote/voted for a third party candidate) but now intend to vote for Biden in 2020.

3. What virtues and sins differentiate Trump and Biden in the eyes of Florida Evangelicals and Catholics (see Table A2)?

- Biden is seen as more virtuous than Trump on 6 out of 7 virtues and less sinful than Trump on 6 out of 7 sins.
- Biden and Trump are perceived to differ most on the virtues of humility (Biden 30% more than Trump) and patience (Biden 21% more than Trump).
- On sins, they differ most on pride (Trump 30% more than Biden) and anger (Trump 29% more than Biden).

4. Who do Florida Evangelicals and Catholics say Jesus would vote for in 2020?

- Overall, 26% say Jesus would vote for Donald Trump in 2020 and 30% say that he would vote for Joe Biden. 23% say that Jesus would not vote and 21% say that Jesus would be equally likely to vote for either candidate/don't know.
- Biden voters are more likely to say that their vote would align with Jesus': 70% of intended Biden voters say that Jesus would vote for Biden as well, compared with 50% of intended Trump voters who say that Jesus would vote for Trump.

⁶ Note: The overall "Pro-Biden Shift" numbers for Catholics and Evangelicals do not equal the sum of 2016 Trump defectors and 2016 third-party/non-voters breaking for Biden because (a) some respondents were too young to vote in 2016, (b) Trump has gained a small number of 2016 Clinton voters and (c) Trump has gained a small number of 2016 third-party/non-voters. The overall Pro-Biden Shift values incorporate these pro-Trump shifts to arrive at an overall, net gain figure for Biden.

- 13% of intended Biden voters say that Jesus would not vote, 17% say that Jesus would be equally likely to vote for either candidate/unsure/don't know, and 0% say that Jesus would vote for Donald Trump.
- 27% of intended Trump voters say that Jesus would not vote, 19% say that Jesus would be equally likely to vote for either candidate/unsure/don't know, and 3% say that Jesus would vote for Joe Biden.

Table A2: Florida Virtue and Sin Perceptions of Presidential Candidates among Evangelicals and Catholics.

Name	Biden more than Trump	Trump more than Biden	Same	No opinion/Don't know	Difference (Trump - Biden)
Diligence	36%	43%	12%	9%	8%
Generosity	39%	31%	12%	17%	-9%
Chastity	32%	22%	16%	31%	-10%
Kindness	44%	30%	12%	14%	-14%
Modesty	41%	22%	18%	18%	-20%
Patience	44%	23%	18%	14%	-21%
Humility	51%	21%	17%	12%	-30%

Name	Biden more than Trump	Trump more than Biden	Same	No opinion/Don't know	Difference (Trump - Biden)
Pride	19%	49%	18%	14%	30%
Anger	20%	50%	16%	14%	29%
Gluttony	16%	37%	19%	28%	20%
Greed	28%	46%	11%	16%	18%
Lust	23%	40%	9%	28%	17%
Envy	31%	35%	10%	24%	4%
Sloth	35%	29%	18%	17%	-6%

Michigan

Note: All analyses below include only respondents who reside in Michigan.

1. How are Michigan Evangelicals and Catholics intending to vote in 2020 compared with 2016?

Table A3: Michigan overall 2016-2020 voting shift patterns broken down by religious denomination

Religion	2016 Vote (R/D)	2020 Vote (R/D)	Pro-Biden Shift
Catholic	53%/32%	50%/39%	+10%
Evangelical	56%/25%	55%/32%	+7%
All respondents	55%/28%	53%/35%	+9%

2. In 2020, who is shifting in Michigan?

- Among Michigan Catholics, the 10% 2020 shift towards Biden is fueled jointly by:⁷
 - 2016 Trump voters moving away from Trump: 6% of Michigan Catholics voted for Trump in 2016 but don't intend to in 2020.
 - 2016 third party and non-voters intending to switch to Biden: 7% of Michigan Catholics didn't vote for either major party candidate (e.g. didn't vote/voted for a third party candidate) but intend to vote for Biden in 2020.
- Among Michigan Evangelicals, the 8% 2020 shift towards Biden is fueled jointly by:
 - 2016 Trump voters moving away from Trump: 6% of Michigan Evangelicals voted for Trump in 2016 but don't intend to in 2020.
 - 2016 third party and non-voters intending to switch to Biden: 7% of Michigan Evangelicals didn't vote for either major party candidate (e.g. didn't vote/voted for a third party candidate) but now intend to vote for Biden in 2020.

3. What virtues and sins differentiate Trump and Biden in the eyes of Michigan Evangelicals and Catholics (see Table A4)?

- Biden is seen as more virtuous than Trump on 5 out of 7 virtues and less sinful than Trump on 5 out of 7 sins.
- Biden and Trump are perceived to differ most on the virtues of humility (Biden 21% more than Trump) and modesty (Biden 18% more than Trump).
- On sins, they differ most on pride (Trump 22% more than Biden) and anger (Trump 20% more than Biden).

4. Who do Michigan Evangelicals and Catholics say Jesus would vote for in 2020?

- Overall, 30% say Jesus would vote for Donald Trump in 2020 and 22% say that he would vote for Joe Biden. 24% say that Jesus would not vote and 25% say that Jesus would be equally likely to vote for either candidate/don't know.
- Biden voters are slightly more likely to say that their vote would align with Jesus': 59% of intended Biden voters say that Jesus would vote for Biden as well, compared with 55% of intended Trump voters who say that Jesus would vote for Trump.
 - 22% of intended Biden voters say that Jesus would not vote, 17% say that Jesus would be equally likely to vote for either candidate/unsure/don't know, and 1% say that Jesus would vote for Donald Trump.

⁷ Note: The overall "Pro-Biden Shift" numbers for Catholics and Evangelicals do not equal the sum of 2016 Trump defectors and 2016 third-party/non-voters breaking for Biden because (a) some respondents were too young to vote in 2016, (b) Trump has gained a small number of 2016 Clinton voters and (c) Trump has gained a small number of 2016 third-party/non-voters. The overall Pro-Biden Shift values incorporate these pro-Trump shifts to arrive at an overall, net gain figure for Biden.

- 24% of intended Trump voters say that Jesus would not vote, 20% say that Jesus would be equally likely to vote for either candidate/unsure/don't know, and 2% say that Jesus would vote for Joe Biden.

Table A4: Michigan Virtue and Sin Perceptions of Presidential Candidates among Evangelicals and Catholics.

Name	Biden more than Trump	Trump more than Biden	Same	No opinion/Don't know	Difference (Trump - Biden)
Diligence	29%	49%	12%	11%	20%
Generosity	31%	36%	11%	21%	5%
Chastity	32%	27%	15%	26%	-5%
Kindness	42%	36%	8%	13%	-6%
Patience	44%	29%	14%	14%	-15%
Modesty	41%	23%	15%	21%	-18%
Humility	44%	23%	20%	13%	-21%

Name	Biden more than Trump	Trump more than Biden	Same	No opinion/Don't know	Difference (Trump - Biden)
Pride	25%	46%	15%	14%	22%
Anger	25%	45%	16%	13%	20%
Gluttony	16%	35%	19%	30%	20%
Lust	25%	37%	12%	25%	12%
Greed	31%	41%	10%	19%	10%
Envy	33%	30%	14%	23%	-3%
Sloth	36%	25%	22%	17%	-12%

North Carolina

Note: All analyses below include only respondents who reside in North Carolina.

1. How are North Carolina Evangelicals and Catholics intending to vote in 2020 compared with 2016?

Table A5: North Carolina overall 2016-2020 voting shift patterns broken down by religious denomination

Religion	2016 Vote (R/D)	2020 Vote (R/D)	Pro-Biden Shift
Catholic	53%/26%	43%/38%	+22%
Evangelical	64%/23%	62%/30%	+9%
All respondents	61%/24%	57%/32%	+12%

2. In 2020, who is shifting in North Carolina?

- Among North Carolina Catholics, the 22% 2020 shift towards Biden is fueled jointly by:⁸
 - 2016 Trump voters moving away from Trump: 13% of North Carolina Catholics voted for Trump in 2016 but don't intend to in 2020.
 - 2016 third party and non-voters intending to switch to Biden: 9% of North Carolina Catholics didn't vote for either major party candidate (e.g. didn't vote/voted for a third party candidate) but intend to vote for Biden in 2020.
- Among North Carolina Evangelicals, the 9% 2020 shift towards Biden is fueled jointly by:
 - 2016 Trump voters moving away from Trump: 8% of North Carolina Evangelicals voted for Trump in 2016 but don't intend to in 2020.
 - 2016 third party and non-voters intending to switch to Biden: 3% of North Carolina Evangelicals didn't vote for either major party candidate (e.g. didn't vote/voted for a third party candidate) but now intend to vote for Biden in 2020.

3. What virtues and sins differentiate Trump and Biden in the eyes of North Carolina Evangelicals and Catholics (see Table A6)?

- Biden is seen as more virtuous than Trump on 5 out of 7 virtues and less sinful than Trump on 5 out of 7 sins.
- Biden and Trump are perceived to differ most on the virtues of humility (Biden 18% more than Trump) and patience (Biden 15% more than Trump).
- On sins, they differ most on pride (Trump 26% more than Biden) and anger (Trump 19% more than Biden).

4. Who do North Carolina Evangelicals and Catholics say Jesus would vote for in 2020?

- Overall, 30% say Jesus would vote for Donald Trump in 2020 and 22% say that he would vote for Joe Biden. 23% say that Jesus would not vote and 25% say that Jesus would be equally likely to vote for either candidate/don't know.
- Biden voters are more likely to say that their vote would align with Jesus': 62% of intended Biden voters say that Jesus would vote for Biden as well, compared with 52% of intended Trump voters who say that Jesus would vote for Trump.
 - 22% of intended Biden voters say that Jesus would not vote, 15% say that Jesus would be equally likely to vote for either candidate/unsure/don't know, and 1% say that Jesus would

⁸ Note: The overall "Pro-Biden Shift" numbers for Catholics and Evangelicals do not equal the sum of 2016 Trump defectors and 2016 third-party/non-voters breaking for Biden because (a) some respondents were too young to vote in 2016, (b) Trump has gained a small number of 2016 Clinton voters and (c) Trump has gained a small number of 2016 third-party/non-voters. The overall Pro-Biden Shift values incorporate these pro-Trump shifts to arrive at an overall, net gain figure for Biden.

vote for Donald Trump.

- 23% of intended Trump voters say that Jesus would not vote, 24% say that Jesus would be equally likely to vote for either candidate/unsure/don't know, and 2% say that Jesus would vote for Joe Biden.

Table A6: North Carolina Virtue and Sin Perceptions of Presidential Candidates among Evangelicals and Catholics.

Name	Biden more than Trump	Trump more than Biden	Same	No opinion/Don't know	Difference (Trump - Biden)
Diligence	30%	46%	11%	13%	16%
Generosity	32%	38%	12%	19%	6%
Kindness	40%	32%	15%	13%	-8%
Modesty	37%	28%	17%	17%	-9%
Chastity	34%	23%	14%	29%	-11%
Patience	42%	27%	18%	14%	-15%
Humility	43%	25%	21%	11%	-18%

Name	Biden more than Trump	Trump more than Biden	Same	No opinion/Don't know	Difference (Trump - Biden)
Pride	22%	48%	17%	14%	26%
Anger	25%	44%	18%	13%	19%
Gluttony	19%	37%	16%	29%	18%
Lust	25%	33%	12%	29%	8%
Greed	34%	37%	8%	21%	3%
Envy	35%	29%	13%	23%	-6%
Sloth	41%	24%	19%	17%	-17%

Pennsylvania

Note: All analyses below include only respondents who reside in Pennsylvania.

1. How are Pennsylvania Evangelicals and Catholics intending to vote in 2020 compared with 2016?

Table A7: Pennsylvania overall 2016-2020 voting shift patterns broken down by religious denomination

Religion	2016 Vote (R/D)	2020 Vote (R/D)	Pro-Biden Shift
Catholic	46%/42%	37%/53%	+20%
Evangelical	59%/25%	61%/31%	+5%
All respondents	52%/34%	48%/43%	+13%

2. In 2020, who is shifting in Pennsylvania?

- Among Pennsylvania Catholics, the 20% 2020 shift towards Biden is fueled jointly by:⁹
 - 2016 Trump voters moving away from Trump: 12% of Pennsylvania Catholics voted for Trump in 2016 but don't intend to in 2020.
 - 2016 third party and non-voters intending to switch to Biden: 8% of Pennsylvania Catholics didn't vote for either major party candidate (e.g. didn't vote/voted for a third party candidate) but intend to vote for Biden in 2020.
- Among Pennsylvania Evangelicals, the 4% 2020 shift towards Biden is fueled jointly by:
 - 2016 Trump voters moving away from Trump: 6% of Pennsylvania Evangelicals voted for Trump in 2016 but don't intend to in 2020.
 - 2016 third party and non-voters intending to switch to Biden: 8% of Pennsylvania Evangelicals didn't vote for either major party candidate (e.g. didn't vote/voted for a third party candidate) but now intend to vote for Biden in 2020.

3. What virtues and sins differentiate Trump and Biden in the eyes of Pennsylvania Evangelicals and Catholics (see Table A8)?

- Biden is seen as more virtuous than Trump on 6 out of 7 virtues and less sinful than Trump on 7 out of 7 sins.
- Biden and Trump are perceived to differ most on the virtues of humility (Biden 33% more than Trump) and modesty (Biden 28% more than Trump).
- On sins, they differ most on pride (Trump 31% more than Biden) and anger (Trump 30% more than Biden).

4. Who do Pennsylvania Evangelicals and Catholics say Jesus would vote for in 2020?

- Overall, 30% say Jesus would vote for Donald Trump in 2020 and 31% say that he would vote for Joe Biden. 18% say that Jesus would not vote and 21% say that Jesus would be equally likely to vote for either candidate/don't know.
- Biden voters are more likely to say that their vote would align with Jesus': 71% of intended Biden voters say that Jesus would vote for Biden as well, compared with 58% of intended Trump voters who say that Jesus would vote for Trump.
 - 14% of intended Biden voters say that Jesus would not vote, 14% say that Jesus would be equally likely to vote for either candidate/unsure/don't know, and 2% say that Jesus would

⁹ Note: The overall "Pro-Biden Shift" numbers for Catholics and Evangelicals do not equal the sum of 2016 Trump defectors and 2016 third-party/non-voters breaking for Biden because (a) some respondents were too young to vote in 2016, (b) Trump has gained a small number of 2016 Clinton voters and (c) Trump has gained a small number of 2016 third-party/non-voters. The overall Pro-Biden Shift values incorporate these pro-Trump shifts to arrive at an overall, net gain figure for Biden.

vote for Donald Trump.

- 19% of intended Trump voters say that Jesus would not vote, 23% say that Jesus would be equally likely to vote for either candidate/unsure/don't know, and 0% say that Jesus would vote for Joe Biden.

Table A8: Pennsylvania Virtue and Sin Perceptions of Presidential Candidates among Evangelicals and Catholics.

Name	Biden more than Trump	Trump more than Biden	Same	No opinion/Don't know	Difference (Trump - Biden)
Diligence	37%	43%	12%	8%	7%
Generosity	39%	32%	10%	19%	-8%
Kindness	46%	28%	13%	13%	-17%
Patience	49%	27%	13%	10%	-22%
Chastity	43%	20%	14%	23%	-23%
Modesty	49%	21%	14%	16%	-28%
Humility	54%	22%	15%	9%	-33%

Name	Biden more than Trump	Trump more than Biden	Same	No opinion/Don't know	Difference (Trump - Biden)
Pride	19%	51%	16%	14%	31%
Anger	23%	52%	15%	11%	30%
Gluttony	15%	44%	15%	27%	29%
Lust	22%	47%	9%	23%	25%
Greed	29%	48%	10%	14%	18%
Envy	28%	36%	13%	23%	8%
Sloth	36%	38%	15%	10%	1%

Wisconsin

Note: All analyses below include only respondents who reside in Wisconsin.

1. How are Wisconsin Evangelicals and Catholics intending to vote in 2020 compared with 2016?

Table A9: Wisconsin overall 2016-2020 voting shift patterns broken down by religious denomination

Religion	2016 Vote (R/D)	2020 Vote (R/D)	Pro-Biden Shift
Catholic	46%/39%	41%/51%	+17%
Evangelical	54%/28%	58%/33%	+2%
All respondents	50%/34%	48%/43%	+11%

2. In 2020, who is shifting in Wisconsin?

- Among Wisconsin Catholics, the 17% 2020 shift towards Biden is fueled jointly by:¹⁰
 - 2016 Trump voters moving away from Trump: 12% of Wisconsin Catholics voted for Trump in 2016 but don't intend to in 2020.
 - 2016 third party and non-voters intending to switch to Biden: 8% of Wisconsin Catholics didn't vote for either major party candidate (e.g. didn't vote/voted for a third party candidate) but intend to vote for Biden in 2020.
- Among Wisconsin Evangelicals, the 3% 2020 shift towards Biden is fueled jointly by:
 - 2016 Trump voters moving away from Trump: 6% of Wisconsin Evangelicals voted for Trump in 2016 but don't intend to in 2020.
 - 2016 third party and non-voters intending to switch to Biden: 5% of Wisconsin Evangelicals didn't vote for either major party candidate (e.g. didn't vote/voted for a third party candidate) but now intend to vote for Biden in 2020.

3. What virtues and sins differentiate Trump and Biden in the eyes of Wisconsin Evangelicals and Catholic (see Table 10)?

- Biden is seen as more virtuous than Trump on 6 out of 7 virtues and less sinful than Trump on 7 out of 7 sins.
- Biden and Trump are perceived to differ most on the virtues of humility (Biden 38% more than Trump), patience (Biden 34% more than Trump), and Modesty (Biden 34% more than Trump).
- On sins, they differ most on pride (Trump 33% more than Biden) and anger (Trump 33% more than Biden).

4. Who do Wisconsin Evangelicals and Catholics say Jesus would vote for in 2020?

- Overall, 26% say Jesus would vote for Donald Trump in 2020 and 31% say that he would vote for Joe Biden. 25% say that Jesus would not vote and 18% say that Jesus would be equally likely to vote for either candidate/don't know.
- Biden voters are more likely to say that their vote would align with Jesus': 68% of intended Biden voters say that Jesus would vote for Biden as well, compared with 50% of intended Trump voters who say that Jesus would vote for Trump.
 - 18% of intended Biden voters say that Jesus would not vote, 12% say that Jesus would be equally likely to vote for either candidate/unsure/don't know, and 2% say that Jesus would vote for Donald Trump.

¹⁰ Note: The overall "Pro-Biden Shift" numbers for Catholics and Evangelicals do not equal the sum of 2016 Trump defectors and 2016 third-party/non-voters breaking for Biden because (a) some respondents were too young to vote in 2016, (b) Trump has gained a small number of 2016 Clinton voters and (c) Trump has gained a small number of 2016 third-party/non-voters. The overall Pro-Biden Shift values incorporate these pro-Trump shifts to arrive at an overall, net gain figure for Biden.

- 30% of intended Trump voters say that Jesus would not vote, 19% say that Jesus would be equally likely to vote for either candidate/unsure/don't know, and 1% say that Jesus would vote for Joe Biden.

Table A10: Wisconsin Virtue and Sin Perceptions of Presidential Candidates among Evangelicals and Catholics.

Name	Biden more than Trump	Trump more than Biden	Same	No opinion/Don't know	Difference (Trump - Biden)
Diligence	38%	44%	8%	10%	6%
Generosity	42%	27%	12%	19%	-15%
Chastity	43%	17%	15%	25%	-26%
Kindness	49%	23%	17%	12%	-26%
Modesty	50%	16%	16%	18%	-34%
Patience	54%	20%	15%	11%	-34%
Humility	55%	17%	19%	10%	-38%

Name	Biden more than Trump	Trump more than Biden	Same	No opinion/Don't know	Difference (Trump - Biden)
Pride	16%	49%	25%	10%	33%
Anger	19%	52%	18%	11%	33%
Gluttony	13%	43%	18%	27%	30%
Greed	22%	48%	10%	20%	26%
Lust	21%	40%	14%	24%	19%
Envy	28%	35%	12%	25%	8%
Sloth	33%	35%	14%	18%	2%

Appendix: Fielded Survey

Swing State Poll of Evangelical and Catholic Registered Voters in WI, MI, PA, NC, and FL.

NOTES:

1. **[UPPERCASE TEXT IN BOLD]** reflects programming notes and will not appear to respondents.
2. Total sample size is 1400-1500, with 250-300 from each state. The number of Evangelicals and Catholics in each state varies based on PEW 2014 data and Harvard 2018 data which establish the ratio of each group in each state. In addition to overall quotas for Evangelicals and Catholics in each state, quotas will also be applied for gender and age within denomination.

PART 1: DEMOGRAPHICS AND SCREENERS

1. Welcome to the survey - we greatly appreciate your time and attention. First, let's find out a little about you...

Are you male or female?

[RANDOMIZE 0 AND 1; SINGLE SELECT; ANCHOR FINAL]

0. Male
1. Female
2. Rather not say **[ANCHOR]**

2. In which of the following categories does your age fall?

[DON'T RANDOMIZE; SINGLE SELECT; ANCHOR FINAL]

0. Under 18 **[TERMINATE]**
1. 18 to 24
2. 25 to 44
3. 45 to 64
4. 65 or above
5. Rather not say **[ANCHOR; TERMINATE]**

3. In what state do you live?

[DROPDOWN MENU OF STATES PLUS PUERTO RICO AND D.C. IN ALPHABETICAL ORDER. INCLUDE AN OPTION FOR "OTHER." SEE APPENDIX FOR FULL LIST; DON'T RANDOMIZE; SINGLE SELECT]

[TERMINATE IF STATE DOES NOT EQUAL: WI, MI, PA, NC, OR FL]

4. Do you consider yourself to be Hispanic, Latino, or of Spanish origin?

[SELECT ONE; RANDOMIZE 0 AND 1; ANCHOR FINAL OPTION]

- 0. Yes
- 1. No
- 2. Don't know/Rather not say **[ANCHOR]**

5. What race do you consider yourself to be? Please select one or more.
[MULTI-SELECT; RANDOMIZE; ANCHOR LAST TWO OPTIONS]

- 0. American Indian or Alaskan Native
- 1. Asian
- 2. Black or African American
- 3. Native Hawaiian or Pacific Islander
- 4. White
- 5. Other **[ANCHOR]**
- 6. Don't know/Rather not say **[ANCHOR; EXCLUSIVE]**

6. Are you currently a citizen of the United States or not?
[RANDOMIZE, SINGLE SELECT]

- 0. Yes
- 1. No **[TERMINATE]**

7. What year were you born?
[DROP DOWN LIST OF YEARS 1920-2005; TERMINATE IF BIRTH YEAR DOES NOT MATCH AGE RANGE PROVIDED IN Q2 ALLOWING FOR THE FACT THAT A RESPONDENT CAN HAVE TWO AGES BASED ON MONTH OF BIRTH AND CURRENT DATE]

7b. For quality control purposes, please select the "Other" option below and then type the word "quality" into the space provided.
[SELECT ONE; DO NOT RANDOMIZE]

- 0. Strongly agree
- 1. Agree
- 2. Neither agree nor disagree
- 3. Disagree
- 4. Strongly disagree
- 5. Other **[TEXT BOX, DO NOT FORCE RESPONSE IF SELECTED]**

8. What is your present religion, if any?
[RANDOMIZE 0-10; ANCHOR 11-13; SINGLE SELECT]

0. Protestant (Baptist, Methodist, Non-denominational, Lutheran, Presbyterian, Pentecostal, Episcopalian, Reformed, Church of Christ, etc.)
1. Roman Catholic (Catholic)
2. Mormon (Church of Jesus Christ of Latter-day Saints/LDS)
3. Orthodox (Greek, Russian, or some other orthodox church)
4. Other Christian
5. Jewish (Judaism)
6. Muslim (Islam)
7. Buddhist (Buddhism)
8. Hindu (Hinduism)
9. Atheist (do not believe in God)
10. Agnostic (not sure if there is a God)
11. Another religion **[ANCHOR]**
12. Nothing in particular **[ANCHOR]**
13. I'd rather not say **[ANCHOR]**

[ASK Q9 IF Q8 = 0, 2,3, or 4; IF NOT, SKIP]

9. Would you describe yourself as a "born-again" or evangelical Christian, or not?
[RANDOMIZE; SINGLE SELECT]
 0. Yes, I would
 1. No, I would not

TERMINATE IF RESPONDENT DOES NOT SELECT ROMAN CATHOLIC AT Q8 OR "YES, I WOULD" TO EVANGELICAL DESCRIPTOR AT Q9. CREATE EMBEDDED DATA FIELDS FOR "CATHOLICS" AND "EVANGELICALS" IN EACH STATE (I.E., 10 EMBEDDED DATA FIELDS). CREATE QUOTAS FOR EACH EMBEDDED DATA FIELD – SEE APPENDIX AT END OF THIS DOCUMENT.

PART 2: RELIGIOUS VIRTUES: INTRO

10. Thank you – you have qualified for this survey! We appreciate hearing your opinions.

We want to change topics now and ask you for your personal view of what it means to lead a morally good life.

Please click "Next" to begin.
11. As you may know, the Bible describes specific sins and virtues. First, we'd like to know how important, if at all, you personally believe each one is to living a morally good life.

Thinking first about the 7 Biblical virtues listed below, how important is it, if at all, for a person to **seek to embody each virtue** in daily life in order to have a morally good life?

[RANDOMIZE ORDER OF STATEMENTS; SHOW ALL WITH A 5-PT SCALE ANCHORED AT “NOT AT ALL IMPORTANT” TO “EXTREMELY IMPORTANT”]

0. Humility (or being humble)
1. Kindness (or being kind)
2. Moderation (or being modest in their needs)
3. Chastity (or being sexually moral)
4. Patience (or being even-tempered)
5. Generosity (or being generous with those in need)
6. Diligence (or being hardworking)

12. Thinking now about the 7 Biblical sins or vices listed below, how important is it for a person to **avoid or limit each sin or vice** in daily life in order to have a morally good life?

[RANDOMIZE ORDER OF STATEMENTS; SHOW ALL WITH A 5-PT SCALE ANCHORED AT "NOT AT ALL IMPORTANT" TO "EXTREMELY IMPORTANT"]

0. Pride (or being prideful)
1. Envy (or being envious)
2. Gluttony (or being gluttonous)
3. Lust (or being lustful)
4. Wrath (or being angry)
5. Greed (or being greedy)
6. Sloth (or being lazy)

PART 3: RELIGIOUS VIRTUES RATINGS

14. We'd now like to know your personal opinion about how virtuous various political leaders in the U.S. are today.

[FOR Q14-Q15 AND Q17-Q18, COUNTERBALANCE THE ORDER OF “DONALD TRUMP” AND “JOE BIDEN” IN THE QUESTION TEXT SUCH THAT DONALD TRUMP APPEARS FIRST FOR HALF OF RESPONDENTS AND JOE BIDEN APPEARS FIRST FOR THE OTHER HALF]

Please click “Next” to begin.

15. Please reflect for a moment on the biblical virtue of **[PIPE VIRTUE]**. For example, here are some relevant Bible verses:

[PIPE TWO VERSES IN ITALICS; SEE APPENDIX FOR VERSES]

Regardless of who you may support politically, please reflect on your impression of Joe Biden. Based on your understanding of how he lives his life, how **[PIPE ONE VIRTUE IN ADJECTIVE FORM RANDOMLY FROM LIST OF SEVEN; FONT FOR VIRTUE IS BOLDED]** do you believe Joe Biden is?

0. Joe Biden is not at all [PIPE VIRTUE]
1. Joe Biden is slightly [PIPE VIRTUE]
2. Joe Biden is moderately [PIPE VIRTUE]

3. Joe Biden is very [PIPE VIRTUE]
4. Joe Biden is extremely [PIPE VIRTUE]
5. No opinion/Don't know

[REPEAT Q14 FOR REMAINING 6 VIRTUES]

16. Please reflect for a moment on the biblical virtue of **[PIPE VIRTUE]**. For example, here are some relevant Bible verses:

[PIPE TWO VERSES IN ITALICS; SEE APPENDIX FOR VERSES]

Regardless of who you may support politically, please reflect on your impression of Donald Trump. Based on your understanding of how he lives his life, how **[PIPE ONE VIRTUE IN ADJECTIVE FORM RANDOMLY FROM LIST OF SEVEN; FONT FOR VIRTUE IS BOLDED]** do you believe Donald Trump is?

0. Donald Trump is not at all [PIPE VIRTUE]
1. Donald Trump is slightly [PIPE VIRTUE]
2. Donald Trump is moderately [PIPE VIRTUE]
3. Donald Trump is very [PIPE VIRTUE]
4. Donald Trump is extremely [PIPE VIRTUE]
5. No opinion/Don't know

[REPEAT Q15 FOR REMAINING 6 VIRTUES]

17. We'd now like to know your personal opinion about how sinful various political leaders in the U.S. are today.

Please click "Next" to begin.

18. Please reflect for a moment on the biblical sin or vice of **[PIPE SIN]**. For example, here are some relevant Bible verses:

[PIPE TWO VERSES IN ITALICS; SEE APPENDIX FOR VERSES]

Regardless of who you may support politically, please reflect on your impression of Joe Biden. Based on your understanding of how he lives his life, how **[PIPE ONE SIN IN ADJECTIVE FORM RANDOMLY FROM LIST OF SEVEN; FONT FOR SIN IS BOLDED]** do you believe Joe Biden is?

0. Joe Biden is not at all [PIPE SIN]
1. Joe Biden is slightly [PIPE SIN]
2. Joe Biden is moderately [PIPE SIN]
3. Joe Biden is very [PIPE SIN]
4. Joe Biden is extremely [PIPE SIN]
5. No opinion/Don't know

[REPEAT Q17 FOR REMAINING 6 SINS]

19. Please reflect for a moment on the biblical sin or vice of **[PIPE SIN]**. For example, here are some relevant Bible verses:

[PIPE TWO VERSES IN ITALICS; SEE APPENDIX FOR VERSES]

Regardless of who you may support politically, please reflect on your impression of Donald Trump. Based on your understanding of how he lives his life, how **[PIPE ONE SIN IN ADJECTIVE FORM RANDOMLY FROM LIST OF SEVEN; FONT FOR SIN IS BOLDED]** do you believe Donald Trump is?

0. Donald Trump is not at all [PIPE SIN]
1. Donald Trump is slightly [PIPE SIN]
2. Donald Trump is moderately [PIPE SIN]
3. Donald Trump is very [PIPE SIN]
4. Donald Trump is extremely [PIPE SIN]
5. No opinion/Don't know

[REPEAT Q18 FOR REMAINING 6 SINS]

PART 4: RELIGIOUS FOLLOW-UPS

[RANDOMIZE ORDER OF Q19 AND 20]

20. As far as you know, what is Donald Trump's religion?

[RANDOMIZE EXCEPT FINAL OPTION; SINGLE SELECT]

4. Christian, but I'm not sure what kind
5. Protestant
6. Catholic
7. Jewish
8. Muslim
9. Buddhist
10. Agnostic
11. Atheist
12. Not sure/No opinion **[ANCHOR]**

21. As far as you know, what is Joe Biden's religion?

[RANDOMIZE EXCEPT FINAL OPTION; SINGLE SELECT]

0. Christian, but I'm not sure what kind
1. Protestant
2. Catholic
3. Jewish

4. Muslim
5. Buddhist
6. Agnostic
7. Atheist
8. Not sure/No opinion **[ANCHOR]**

22. If you have an opinion, which person is more likely to confess their sins to God?
[RANDOMIZE FIRST TWO OPTIONS; ANCHOR FINAL TWO OPTIONS; SINGLE SELECT]

0. Joe Biden is more likely
1. Donald Trump is more likely
2. They are equally likely **[ANCHOR]**
3. Don't know/No opinion **[ANCHOR]**

23. If you have an opinion, if Jesus could vote in the 2020 election, who would he most likely vote for?
[RANDOMIZE FIRST THREE OPTIONS; ANCHOR FINAL TWO OPTIONS; SINGLE SELECT]

0. Joe Biden
1. Donald Trump
2. Equally likely to vote for Joe Biden and Donald Trump
3. Jesus wouldn't vote in the 2020 election **[ANCHOR]**
4. Don't know/No opinion **[ANCHOR]**

PART 5: VOTING PREFERENCES AND VOTING HISTORY

24. In politics today, do you consider yourself...
[RANDOMIZE 0, 1, AND 2; ANCHOR ALL OTHERS; SINGLE SELECT]

0. Republican
1. Democrat
2. Independent
3. No preference **[ANCHOR]**
4. Other party **[ANCHOR]**
5. Don't know **[ANCHOR]**

[IF Q23 = 2-5, DISPLAY Q24]

25. As of today, do you lean more to the...
[RANDOMIZE 0 AND 1; ANCHOR FINAL; SINGLE SELECT]

0. Republican party
1. Democrat party
2. Neither/No opinion **[ANCHOR]**

26. Which of these statements best describes you?
[RANDOMIZE 0, 1, AND 2; ANCHOR FINAL; SINGLE SELECT]

0. Absolutely certain I am registered to vote at my current address.
1. Probably registered to vote, but there is a chance my registration has lapsed.
2. Not registered to vote at my current address.
3. Don't know **[ANCHOR]**

27. Thinking ahead to the November general election, are you...
[DO NOT RANDOMIZE; SINGLE SELECT]

0. Almost certain to vote
1. Very likely to vote
2. Somewhat likely to vote
3. Not very likely to vote
4. Not at all likely to vote

28. If the 2020 presidential election were held today, who, if anyone, would you vote for if the candidates were:
[RANDOMIZE 0 AND 1; ANCHOR ALL OTHERS]

0. Joe Biden, the Democrat
1. Donald Trump, the Republican
2. Another candidate **[ANCHOR]**
3. Wouldn't vote **[ANCHOR]**
4. Don't know/No opinion **[ANCHOR]**

29. Thinking back to the 2016 presidential election, who, if anyone, did you vote for:
[RANDOMIZE 0 AND 1; ANCHOR ALL OTHERS]

0. Hillary Clinton, the Democrat
1. Donald Trump, the Republican
2. Another candidate **[ANCHOR]**
3. I didn't vote **[ANCHOR]**
4. Don't recall **[ANCHOR]**

[RANDOMLY ASSIGN ORDER OF Q29 AND Q30]

30. Regardless of who you may support politically, as you have learned more about Donald Trump in recent years, would you say your opinion about his moral character has become more positive, less positive, or has stayed about the same?

[RANDOMIZE 0 AND 1; ANCHOR ALL OTHERS]

0. More positive
1. Less positive
2. Stayed about the same **[ANCHOR]**
3. No opinion/I don't know enough to comment **[ANCHOR]**

31. Regardless of who you may support politically, as you have learned more about Joe Biden in recent years, would you say your opinion about his moral character has become more positive, less positive, or has stayed about the same?

[RANDOMIZE 0 AND 1; ANCHOR ALL OTHERS]

0. More positive
1. Less positive
2. Stayed about the same **[ANCHOR]**
3. No opinion/I don't know enough to comment **[ANCHOR]**

[RANDOMIZE ORDER OF Q31 AND Q32]

32. Thinking specifically about Donald Trump's performance as President, please tell us your opinion about each factor listed below.

[RANDOMIZE ORDER OF STATEMENTS; SHOW ALL WITH A 5-PT SCALE ANCHORED AT "VERY UNFAVORABLE" TO "VERY FAVORABLE"]

0. Donald Trump's moral character
1. Donald Trump's honesty
2. Donald Trump's handling of Coronavirus
3. Donald Trump's handling of race relations
4. Donald Trump's handling of immigration
5. Donald Trump's handling of the poor
6. Donald Trump's handling of the economy
7. Donald Trump's handling of foreign policy/international relations

33. Thinking specifically about Joe Biden's likely performance if elected President, please tell us your opinion about each factor listed below. **[RANDOMIZE ORDER OF STATEMENTS; SHOW ALL WITH A 5-PT SCALE ANCHORED AT "VERY UNFAVORABLE" TO "VERY FAVORABLE"]**

0. Joe Biden's likely moral character
1. Joe Biden's likely honesty
2. Joe Biden's likely handling of Coronavirus
3. Joe Biden's likely handling of race relations
4. Joe Biden's likely handling of immigration
5. Joe Biden's likely handling of the poor
6. Joe Biden's likely handling of the economy
7. Joe Biden's likely handling of foreign policy/international relations

[SHOW Q33 IF Q28 = TRUMP AND Q27 ≠ TRUMP]

34. Tell me in your own words why you are uncertain or unlikely to vote again for Donald Trump in 2020.

[MEDIUM-SIZED TEXTBOX]

35. Finally, please compare Joe Biden and Hillary Clinton in your mind. Using the scale below, please tell us if you feel more favorable towards one of these two people or feel about the same.

I feel...

[DON'T RANDOMIZE; SINGLE SELECT]

0. Much more favorable towards Hillary Clinton
1. Slightly more favorable towards Hillary Clinton
2. About equally favorable to Hillary Clinton and Joe Biden
3. Slightly more favorable towards Joe Biden
4. Much more favorable towards Joe Biden

END OF SURVEY

APPENDIX

Dropdown list of states

0	Alabama
1	Alaska
2	Arizona
3	Arkansas
4	California
5	Colorado
6	Connecticut
7	Delaware
8	District of Columbia
9	Florida
10	Georgia
11	Hawaii
12	Idaho
13	Illinois
14	Indiana
15	Iowa
16	Kansas
17	Kentucky
18	Louisiana
19	Maine
20	Maryland
21	Massachusetts
22	Michigan
23	Minnesota
24	Mississippi
25	Missouri
26	Montana
27	Nebraska
28	Nevada
29	New Hampshire
30	New Jersey
31	New Mexico
32	New York
33	North Carolina
34	North Dakota
35	Ohio

36	Oklahoma
37	Oregon
38	Pennsylvania
39	Puerto Rico
40	Rhode Island
41	South Carolina
42	South Dakota
43	Tennessee
44	Texas
45	Utah
46	Vermont
47	Virginia
48	Washington
49	West Virginia
50	Wisconsin
51	Wyoming
52	Other

Passages for Biblical virtues:

1. Humility

a. James 4:6, 10

- i. But he gives us more grace. That is why Scripture says: "God opposes the proud but shows favor to the humble." ... Humble yourselves before the Lord, and he will lift you up.

b. Colossians 3:12

- i. Therefore, as God's chosen people, holy and dearly loved, clothe yourselves with compassion, kindness, humility, gentleness and patience.

2. Diligence

a. 2 Timothy 2:15

- i. Be diligent to present yourself approved to God, a worker who does not need to be ashamed, rightly dividing the word of truth.

b. Galatians 6:9

- i. Let us not become weary in doing good, for at the proper time we will reap a harvest if we do not give up.

3. Patience

a. Proverbs 15:18

- i. A hot-tempered person stirs up conflict, but the one who is patient calms a quarrel.

b. Ephesians 4:2

- i. Be completely humble and gentle; be patient, bearing with one another in love.

4. Chastity

a. 1 Thessalonians 4:3

- i. It is God's will that you should be sanctified: that you should avoid sexual immorality.

b. Colossians 3:5

- i. Put to death, therefore, whatever belongs to your earthly nature: sexual immorality, impurity, lust, evil desires and greed, which is idolatry.
- 5. Moderation
 - a. Philippians 4:5
 - i. Let your moderation be known to everyone.
 - b. Galatians 5:22
 - i. But the fruit of the Spirit is love, joy, peace, patience, kindness, goodness, faithfulness, gentleness, and self-control. Against such things there is no law.
- 6. Generosity
 - a. Proverbs 11:24-25
 - i. One person gives freely, yet gains even more; another withholds unduly, but comes to poverty. A generous person will prosper; whoever refreshes others will be refreshed.
 - b. Matthew 25:35-40
 - i. I was hungry and you gave me food, I was thirsty and you gave me something to drink, I was a stranger and you welcomed me, naked and you gave me clothing, sick and you took care of me, I was in prison and you visited me... just as you did it to one of the least of these who are members of my family, you did it to me.
- 7. Kindness
 - a. 1 Corinthians 13:4-7
 - i. Love is patient, love is kind. It does not envy, it does not boast, it is not proud. It does not dishonor others, it is not self-seeking, it is not easily angered, it keeps no record of wrongs. Love does not delight in evil but rejoices with the truth. It always protects, always trusts, always hopes, always perseveres.
 - b. Ephesians 4:32
 - i. Be kind to one another, tenderhearted, forgiving one another, as God in Christ has forgiven you.

Passages for Biblical vices:

- 1. Pride
 - a. James 4:6
 - i. But he gives us more grace. That is why Scripture says: "God opposes the proud but shows favor to the humble."
 - b. Philippians 2:3-4
 - i. Do nothing from selfish ambition or conceit, but in humility regard others as better than yourselves. Let each of you look not to your own interests, but to the interests of others.
- 2. Lust
 - a. 1 John 2:16
 - i. For everything in the world—the lust of the flesh, the lust of the eyes, and the pride of life—comes not from the Father but from the world.
 - b. Matthew 5:28
 - i. But I say to you that everyone who looks at a woman with lustful intent has already committed adultery with her in his heart.
- 3. Greed
 - a. Luke 12:15
 - i. And he said to them, "Take care! Be on your guard against all kinds of greed; for one's life does not consist in the abundance of possessions."
 - b. 1 Timothy 6:8-10

- i. If we have food and clothing, we will be content with these. But those who want to be rich fall into temptation and are trapped by many senseless and harmful desires that plunge people into ruin and destruction. For the love of money is a root of all kinds of evil...
- 4. Wrath
 - a. Psalm 37:8
 - i. Refrain from anger and turn from wrath; do not fret—it leads only to evil.
 - b. James 1:20
 - i. Because human anger does not produce the righteousness that God desires.
- 5. Envy
 - a. Proverbs 14:30
 - i. A heart at peace gives life to the body, but envy rots the bones.
 - b. James 3:16
 - i. For where you have envy and selfish ambition, there you find disorder and every evil practice.
- 6. Sloth
 - a. Proverbs 13:4
 - i. Lazy people want much but get little, but those who work hard will prosper.
 - b. Proverbs 21:25
 - i. The craving of the lazy person is fatal, for lazy hands refuse to labor.
- 7. Gluttony
 - a. Proverbs 25:16
 - i. If you find honey, eat just enough—too much of it, and you will vomit.
 - b. Philippians 3:19
 - i. Their destiny is destruction, their god is their stomach, and their glory is their shame. Their mind is set on earthly things.